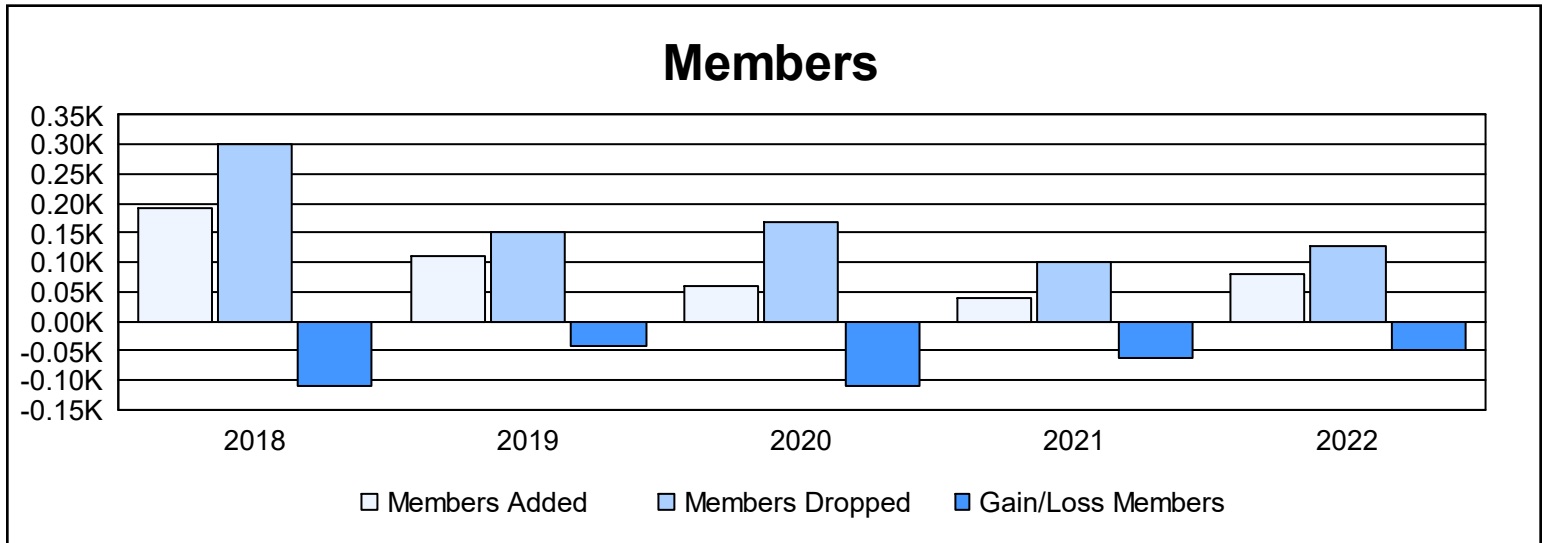
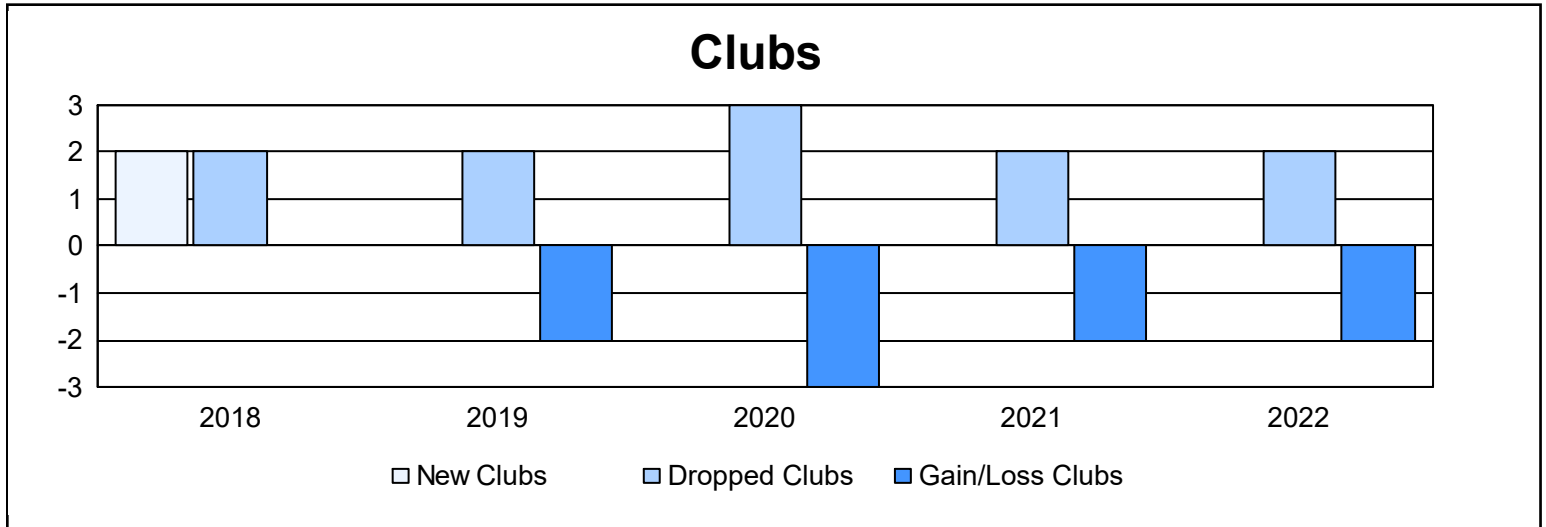
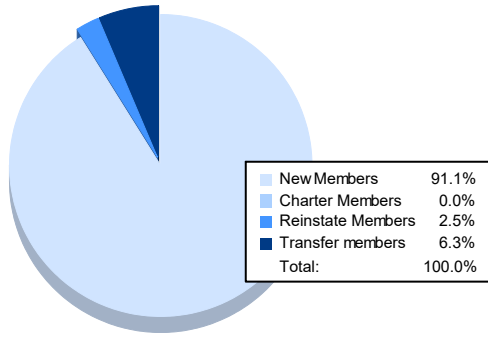


| Year | New Clubs | Dropped Clubs | Gain/ Loss Clubs | New Members | Charter Members | Reinstate Members | Transfer Members | Total Member Added | Total Members Dropped | Gain/ Loss Members |
|----------------|-----------|---------------|------------------|-------------|-----------------|-------------------|------------------|--------------------|-----------------------|--------------------|
| 2017-2018 | 2 | 2 | 0 | 112 | 72 | 6 | 1 | 191 | 301 | -110 |
| 2018-2019 | 0 | 2 | -2 | 69 | 30 | 4 | 7 | 110 | 153 | -43 |
| 2019-2020 | 0 | 3 | -3 | 50 | 0 | 3 | 6 | 59 | 169 | -110 |
| 2020-2021 | 0 | 2 | -2 | 34 | 2 | 4 | 1 | 41 | 102 | -61 |
| 2021-2022 | 0 | 2 | -2 | 72 | 0 | 2 | 5 | 79 | 127 | -48 |
| Average | 0 | 2 | -2 | 67 | 21 | 4 | 4 | 96 | 170 | -74 |



Membership Composition June 2022 Cumulative



Gender Composition June 2022 Cumulative

